



RIVER HEIGHTS
PUBLIC SCHOOL

4269 HAMILTON RD
DORCHESTER, ONTARIO N0L1G3
PHONE: 519-268-7884



FIND TVDSB Learn At Home on the
WEB at

[https://www.tvdsb.ca/en/our-board/
learn-at-home.aspx](https://www.tvdsb.ca/en/our-board/learn-at-home.aspx)



REDHAWK READER



"We ALL Belong At River Heights!"



Issue #4

April 20th 2020

Covid -19 Edition

Using the Tech and Focus on the Environment—Earth Day 22nd


To the Wonderful Families of River Heights:

This week the focus is now on using the Tech. You will see [Tip page on 2](#), a [Tip page on 3](#), and a [Tip Page on 4](#) for submitting student work. Please let us know which topics need future tip sheets and we will find and or make them. Other tech we are rolling out this week is Lexia. Students who were using and have responded well to this program will continue the Lexia program they were using before the closures. For other students who might benefit from fun reading practice [Raz Kids](#) is another less intensive but works as an effective reading supplement. [Raz Kids](#) has a 90 day free subscription open to all Educators and families. If you need a device or access to the internet, contact your teacher or email me J.sheik@tvdsb.ca and we will see what arrangements can be made for you. Last note on tech. The Provincial gov't is giving \$200 to families to assist with tech for education expenses like say a Printer. <https://www.iaccess.gov.on.ca/FamilyAppWeb/public/index.xhtml> its an easy process and can support purchases to assist with quaranteaching.

This week not only represents a full 5 days of "Quaranteaching." (a term from our Superintendent Paul Sydor) but also the focus on the **ENVIRONMENT** as this **WEDNESDAY April 22nd** is **EARTH DAY**. We have a challenge from our Deputy Mayor Kelly Elliot to clean up our yards, streets neighbourhoods (socially distant while doing so that is) Garbage is everywhere and she is challenging us to do something about it. Take up here challenge and post your efforts on her facebook site. <https://www.facebook.com/tckellyelliott/> We also included an environmental approach to this week's [FROM THE HEART](#) activity. Please find the Third of the **From the Heart Series** on page 6 of this newsletter! All of the activities from RHPS are a public service to our families during this difficult time and are meant to be used as needed. In all cases do not let the issue of school work cause more stress your home. When it does its time to be done for that day. These are meant to be a pick and choose as you can service.

The board has worked out it's curb side curriculum service. Those who have indicated a need for paper instead of google classroom, will be mailed a package of lessons on a 2 weekly basis. You will be roughly 2 weeks behind the online but you will have materials to share with your child. Teachers will reach out to you to discuss any questions with the material. These are extraordinary times and our system has created a Covid safe central process for curb side service.

To help us feel a somewhat normal routine, [you will see/hear morning announcements](#) that I will record and is posted in your child's google classroom in the FROM THE OFFICE WITH MR. SHEIK folder or check it out on You Tube, Friday's <https://youtu.be/0QNuCQn8bGw> and Today's https://youtu.be/O9Mzr7x_2kU. These announcements will include any up to date activities and information—to help tie all of the happenings in our Quaranteaching Together. As a final piece we will try to put out a short newsletter like this each week to keep you up to date and current.

I would ask you to follow the school on Twitter [@riverheights11](https://twitter.com/riverheights11)  to get current information and to stay connected to many of the educational and supportive things we will have going on in the weeks to come. [From All of Us to All of You—WE MISS YOU REDHAWKS.](#)

All Smiles Mr. Sheik, Proud Principal of River Heights.

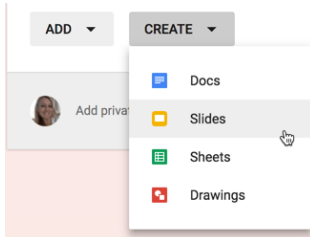


Teacher Tech

with Alice Keeler

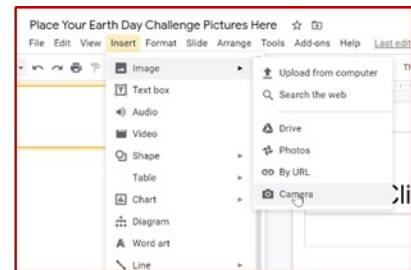
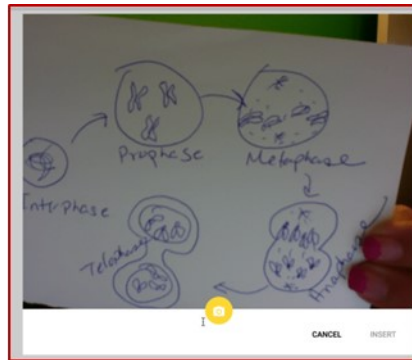
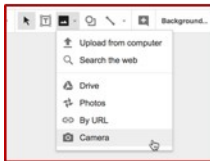
Student Submitting Work By Taking A Picture of It.

From a Chromebook or laptop, students click on the “Create” button and choose “Slides.”



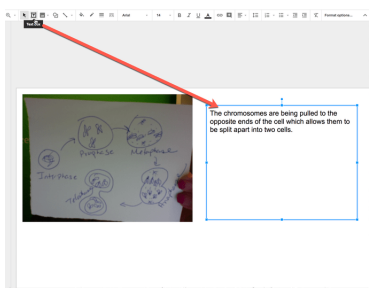
Add Webcam

Using the insert image option students can choose to insert via camera.



Add a Textbox

Google Slides are multi-media! In addition to a picture or screenshot of their work, students can add a textbox. This allows them to explain and reflect on their work.



Add a Video

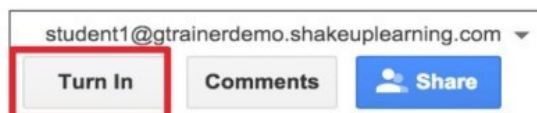
Using the Webcam Record Chrome extension students can upload a video from the webcam straight to Google Drive and insert into Google Slides. Mobile users can save their videos to Google Drive. However, videos from Drive cannot be inserted via the Google Slides app.

Student's View: Turn In Assignments

The Turn In Button:

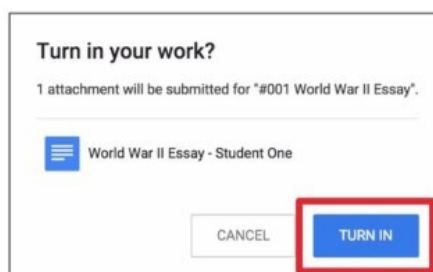
If the teacher has assigned a student their own copy of a Google file type (Docs, Slides, Sheets, or Drawings) as part of the assignment, there will also be a **Turn In** button (top-right) in the Google file next to the share button. (Note: The **Turn In** button changes the ownership of the file from the student back to the teacher, and the student can no longer edit the file.)

Students should submit their work using the **Turn In** button, NOT by sharing with the teacher. The teacher already has the right to view and edit the file.



Turning In Google Assignments:

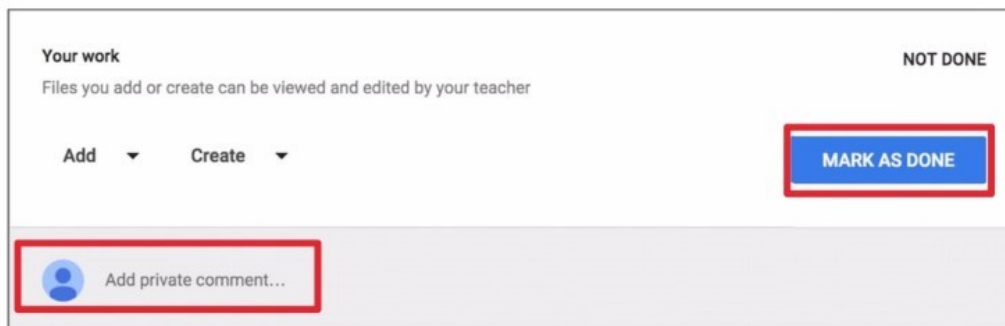
When a student clicks the Turn In button, a pop-up will prompt them to confirm their submission.



Turning In Other Types of Assignments:

If the teacher has assigned a collaborative Google file (student can edit the file), or other outside types of assignment, The student will see a **Mark As Done** button instead of Turn In. This option will only appear in Google Classroom, not in the file itself.

When students have completed the assignment, they simply click the **Mark As Done** button to let the teacher know they have finished. **Note:** The teacher does NOT receive an alert or email notification when work has been turned in, or marked as done. If a student is turning in late work, it is recommended that they leave a private comment to notify the teacher of late work or special circumstances.



Student's View: Assignment Details

Student View of Assignment Details Page:

Students should develop the habit of clicking Open or clicking on the title of the assignment to open the assignment details page. On this page, students will have additional options for the assignment.

- 1 **Title of Assignment, Description, and Due Date**
- 2 Under **Your Work**, Students will see any file attachments or templates the teacher has created or attached for students. Note: **If the teacher has created a template for students to use, students should NOT Add or Create their own unless that is what the teacher has instructed.**
- 3 **Add:** Here students can add their own files or links.
- 4 **Create:** Here students can create new Docs, Slides, Sheets or Drawings.
- 5 **Turn In/Mark As Done:** Students click the "turn in" or "mark as done" button when they have completed the assignment and are ready to submit. **MAKE SURE YOU ARE DONE BEFORE YOU SUBMIT!**
- 6 Add a **private comment**, which is only viewable by the teacher.

Due Nov 13

#001 World War II Essay 1

Kasey Bell 10:47 AM Add class comment

Using the provided template, write a three-page essay summarizing the events of World War II.

2 Your work NOT DONE
Files you add or create can be viewed and edited by your teacher

World War II Essay - Student One
Google Docs

3 Add **4** Create **5** TURN IN

6 Add private comment.

Add Create

- Google Drive
- Link
- File

Create

- Docs
- Slides
- Sheets
- Drawings

PHYSICAL DISTANCING

or "Social Distancing" means reducing close contact between you and other people to slow the spread of the COVID-19.

When you stay at home and avoid contact with other people as much as possible you can prevent the spread to others, and make sure our hospitals have room for patients who need care.

STOP!



Stop meeting in groups

- House parties
- Beach parties
- All parties
- Friend/neighbour gatherings
- Dinner parties or BBQs
- Playdates
- Non-essential travel
- Malls
- Church services
- Bible study groups
- Sleepovers
- Group Hangouts
- Celebrations
- Bars, Restaurants, Gyms

DO WITH CAUTION



If you have no symptoms and need to go out, stay at least 2 meters (about 6 feet) apart from other people - about the width of a car. Wash your hands after.

- Grocery shopping
- Picking up medications
- Take out food
- Walking in a public area
- Transportation to a job
- Jump rope

Drop off essential supplies for friends or relatives at the door (clean your hands when handling).

SAFE TO DO



Do these things alone or with your household members

- Play in your yard or go biking
- Yard work, gardening
- Talk with friends online/on the phone
- Work from home
- Take classes online
- Cook
- Read or watch TV or movies
- Puzzles and boardgames
- Paint/colour
- Journal/write
- Clean and organize

Clean your space, surfaces and clothes often, and wash your hands after touching packages.



Series of School Wide Activities

#3 Earth Poster Activity

EARTH DAY WED April 22 2020

Please see the attached video for visual instructions.

<https://youtu.be/MBLZR-QkHQQ>

Download from this LINK.

Prompting: When you think of helping the planet, saving mother earth, what comes to mind? Recycling, Reusing, Reducing. What can YOU do to help? Can you clean up your yard? Your street? Could you turn off the water while you brush teeth? Turn off lights when you leave a room? So many things you can do.

Making Connections: With all of those ideas and so many things to do, which ones do you think you could do, even now during these at home times?

If you need More ideas click <https://youtu.be/71wntigel5Q> and listen to me read **The Earth Book** by Todd Parr

YOUR CHALLENGE: make a poster out of reused and recycled items ... put on it your ideas for Saving Mother Earth. Take a picture and post it where you see the From the Heart Activity #3 in your google classroom or email me Mr Sheik at <mailto:j.sheik@tvdsb.ca>. In your poster tell US how YOU would help the environment. Then the second part of this challenge is to DO the very idea you put on your poster and take a picture of you doing that activity! Send that in TOO!

SAVE MOTHER EARTH POSTER & CHALLENGE - VISUAL SAMPLE



Get Your Ideas, Listen to a Book, Make A Poster, Do the Challenge, Save The Earth.





Morning Announcements



April 20, 2020

From today's Morning Announcements an activity you can do to help save the environment. Our own Deputy Mayor Kelly Elliot has issued a CONTEST to our students. April is Earth Month and she wants Thames Centre to be ready for spring. A Spring Clean up, something to do during social distancing and it helps the environment too.

She said "Cleaning up our roadways and Community is the perfect way to do something during our social distancing times and makes our community look good too." Do a clean garbage pick up and clean up (wear gloves and be mindful of broken glass.) Take a picture of your hard work and post it to her facebook site at <https://www.facebook.com/tkellyelliott/> or email her at kelliott@thamescentre.on.ca This is something you can do together even as we are apart.

All Month Long April is Earth Month...do your part for the Environment... Use the 3 R's REDUCE < REUSE < RECYCLE



RIVER HEIGHTS
ECO TEAM

Presented by Mayor Alison
Warwick and Deputy
Mayor Kelly Elliott

Junior Mayor and Deputy Mayor Contest

Submit an essay or video
on how **you** would make
Thames Centre better if
you were in charge!

Submissions due May 22

Submit your essay or video to:
Kelliott@thamescentre.on.ca

*Open to all Thames Centre
residents in grades 5-12

FROM ALL OF US TO ALL OF YOU



WE MISS YOU

