



RIVER HEIGHTS
PUBLIC SCHOOL

4269 HAMILTON RD
DORCHESTER, ONTARIO N0L1G3
PHONE: 519-268-7884



FIND TVDSB Learn At Home on the
WEB at

[https://www.tvdsb.ca/en/our-board/
learn-at-home.aspx](https://www.tvdsb.ca/en/our-board/learn-at-home.aspx)



Issue #6

May 4th 2020

Covid -19 Edition

The Arts Featured during Mental Health Week!

To the Wonderful Families of River Heights:

This week the focus is on Mental Health. Activities in our google classrooms as well as activities in our From the Heart #5 . Details in our fifth FROM THE HEART– one of the activities can be found <https://jamboard.google.com/d/1VKHVS3x0PQnH0xnXKVV0uUdMJa2u48ZImVWNK1oGEIkOI/viewer> Thames Valley has also introduced the Creative Class. It is a place for you to showcase uplifting and inspiring acts of creativity and to build on the positive culture of mental health and well-being in Thames Valley. Students and staff from across the district are invited to send us a piece of creative work (art, painting, dance, song, poem, video, parody, etc.) for the chance to have it featured throughout the district. <https://www.tvdsb.ca/en/students/our-creative-class.aspx> Show your heart and be featured across the Valley.

This week we have a series of Tech Tips to assist you. Setting up [Google Meets and Grid view](#) is found on [page 2](#). Tips on how to send student work into the teacher is found on [Page 3](#) and [Page 4](#). We have also taken [Tips From Parents](#) on how they have handled handing in student work in a variety of ways all on [Page 5](#). In addition the board is running a google workshop for parents on Thurs May 7th at 9 am <https://www.tvdsb.ca/en/parents/parent-engagement.aspx> There is a Q&A so any specific issue you have can be answered. Please **let us know which topics need future tip sheets and we will find and or make them.**

We are setting up an other round of chromebook deployments. We are past the survey, so these families contacted us. *If you need a device or access to the internet, contact your teacher or email me J.sheik@tvdsb.ca* and we will put you on the list.

Calling all Grade 1,2,3 students. Mrs. Callowhill is looking for RedHawk Talent. She is organizing our first ever [VIRTUAL TALENT SHOW](#). Film yourself doing your special talent and send it into Mrs. Callowhill no later **than Friday May 8th**. Details are found <https://classroom.google.com/c/NjYxNDk4MzAxMTha/a/OTUyMjIxOTY5MTIa/details> Mrs. Callowhill's section The Music, Drama, Dance folder in your Child's google classroom.


Those families that don't have access to technology the board mailed you a package of learning materials from your classroom teacher. The next round will be mailed out this week, the week of **May 4th**.

To help us feel a somewhat normal routine, announcements continue Mon, Wed, Fri each week posted in your child's google classroom in the FROM THE OFFICE WITH MR. SHEIK folder or check it out on You Tube, Friday's Super Hero Week <https://youtu.be/5Mw4cmFgF8Q> and Today's Special Star Wars Edition <https://youtu.be/XydlyUKdZrY>.

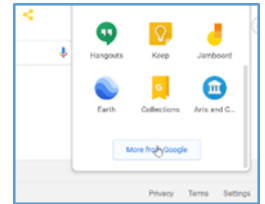
River Heights is going Social Media MAD. In addition to our Twitter [@riverheights11](#) we are also introducing Facebook - <https://www.facebook.com/river.heights.908> Instagram - https://www.instagram.com/riverheightsps_dorchester/ We want to post the good stuff our students are doing. Let your teacher know the pictures are media friendly and look for them soon. All Smiles Mr. Sheik, Proud Principal of River Heights.

How to Get Google Meets and Enable Grid View


Step 1: Go into your Google account and click on the 3X3 grid



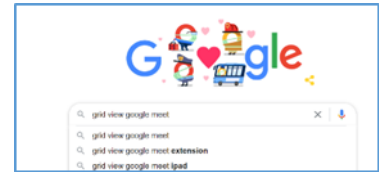
Step 2: If you don't have Meet scroll to bottom of app menu



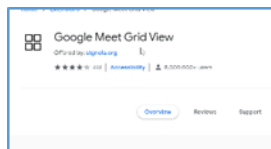
Step 3: Add Google Hangouts, then Google Meet, go back to Step 1 to verify its in your apps



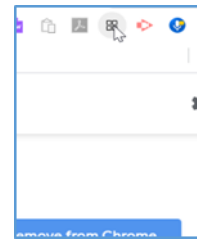
Step 4: In Google search type grid view google meet extension.



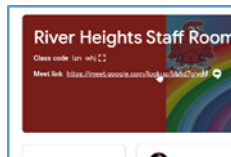
Step 5: Add Google Meet Grid View.



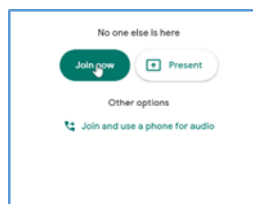
Step 6: You should see the 2X2 grid on Your task bar



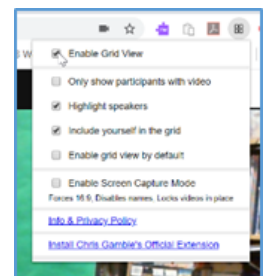
Step 7: Go to your child's google Classroom to see the meet link code



Step 8: If Steps 1-3 went well the Meets app will start and you will be taken to that room. Hit the join now button



Step 9: Once in the room move mouse to upper task bar to the 2X2 and click to reveal the drop down menu. Click on Enable Grid View and highlight speakers and include yourself in the grid to maximize viewing.



Student's View: Turn In Assignments

The Turn In Button:

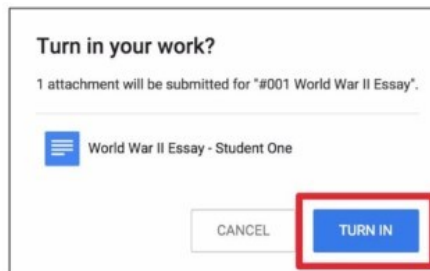
If the teacher has assigned a student their own copy of a Google file type (Docs, Slides, Sheets, or Drawings) as part of the assignment, there will also be a **Turn In** button (top-right) in the Google file next to the share button. (Note: The **Turn In** button changes the ownership of the file from the student back to the teacher, and the student can no longer edit the file.)

Students should submit their work using the **Turn In** button, NOT by sharing with the teacher. The teacher already has the right to view and edit the file.



Turning In Google Assignments:

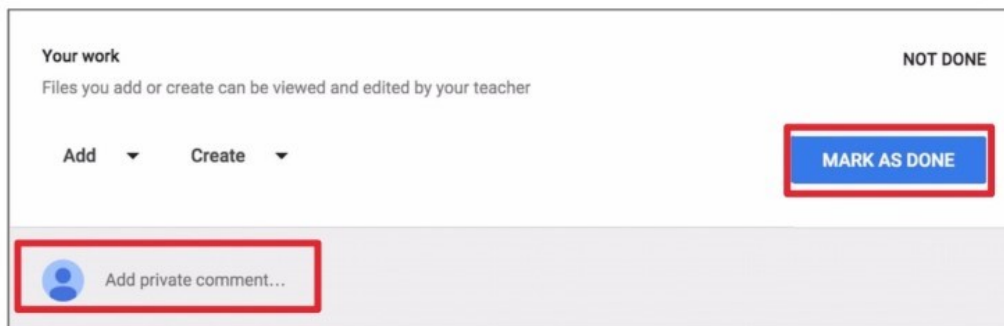
When a student clicks the Turn In button, a pop-up will prompt them to confirm their submission.



Turning In Other Types of Assignments:

If the teacher has assigned a collaborative Google file (student can edit the file), or other outside types of assignment, The student will see a **Mark As Done** button instead of Turn In. This option will only appear in Google Classroom, not in the file itself.

When students have completed the assignment, they simply click the **Mark As Done** button to let the teacher know they have finished. **Note:** The teacher does NOT receive an alert or email notification when work has been turned in, or marked as done. If a student is turning in late work, it is recommended that they leave a private comment to notify the teacher of late work or special circumstances.



Student's View: Assignment Details

Student View of Assignment Details Page:

Students should develop the habit of clicking Open or clicking on the title of the assignment to open the assignment details page. On this page, students will have additional options for the assignment.

- 1 **Title of Assignment, Description, and Due Date**
- 2 Under **Your Work**, Students will see any file attachments or templates the teacher has created or attached for students. Note: **If the teacher has created a template for students to use, students should NOT Add or Create their own unless that is what the teacher has instructed.**
- 3 **Add:** Here students can add their own files or links.
- 4 **Create:** Here students can create new Docs, Slides, Sheets or Drawings.
- 5 **Turn In/Mark As Done:** Students click the "turn in" or "mark as done" button when they have completed the assignment and are ready to submit. **MAKE SURE YOU ARE DONE BEFORE YOU SUBMIT!**
- 6 Add a **private comment**, which is only viewable by the teacher.

Due Nov 13

#001 World War II Essay 1

Kasey Bell 10:47 AM Add class comment

Using the provided template, write a three-page essay summarizing the events of World War II.

Your work NOT DONE
Files you add or create can be viewed and edited by your teacher

World War II Essay - Student One
Google Docs

Add Create

TURN IN

Add private comment.

Add Create

Google Drive Link File

Create

Docs Slides Sheets Drawings

Parents Helping Parents Handing Student Work In.

Straight from YOU the Parents. We want to share with you some ideas/strategies other parents are using when working with Google Classroom and handing work into the teacher for feedback. We know some of these strategies are particularly critical especially if family members are sharing the use of the one family computer.

- Some families are completing each daily language task and math task then turning it on line (see attached tip sheet).
- Some families are printing off all the pages in a week and putting them in a binder/folder then completing them by hand as it suits their family. Later in the week they turn it into the school.
- Some families hand write the questions onto a notebook page, take photos of their completed work and follow the directions on how to upload a picture.
- Some families work on paper pages then scan all their completed pages and send it back to the teacher in an email.

We hope the above ideas from other parents are helpful to you. We know it can be busy with more than one child at home and possibly a parent also needing to use the computer for work.

We as a staff want to be flexible to help you help your child get their student work into the teacher for the feedback they need to advance their Learning!



Red Hawks Music Presents...



River Heights First Virtual Talent Show!

Challenge

- ★ film yourself doing one of your special talents and submit it through your Google Classroom!
- ★ go to the Music, Drama, Dance topic and click on the Red Hawks Virtual Talent Show assignment
- ★ can be 1-3 minutes long
- ★ can use costumes/props if you would like!
- ★ all acts must be school appropriate
- ★ video submissions will be posted on Mrs. Callowhill's YouTube channel after they are received & approved



Tell a couple jokes

Dance

Play an instrument

Yoga poses

Poetry

Do a magic trick

Show and talk about a piece of your art

Act out a scene

Gymnastics

A sports skill

Sing a song

Performed on



Please submit your video by Friday, May 8



Morning Announcements



April 27, 2020

From today's Morning Announcements an activity you can do to help in your community. Our friends at the Signpost have open their publication doors... that's right, our own Editor Wendy Spence has offered up a special interest section of the signpost. She is inviting you and or your family doing gardening, working out, from home plus more!



to send in pictures of you everything from baking, even learning and working

Perhaps this is a great way to share your activities from our various FROM THE HEART school wide events!

In all cases send in your pictures in an email to signpost-news@gmail.com OR email Wendy a place and a time and she will come take a photo from a safe distance. Your school did that with the first tech roll out day.

This is your chance to make it into the paper and help your community out as well. You can also send in ideas for an article or even letters to the editor. The signpost is seen by thousands of people in our area. Wendy, our Editor and Reporter, thanks you for helping our Community Newspaper.



Redhawks Stronger Together Even When Apart.

Presented by Mayor Alison
Warwick and Deputy
Mayor Kelly Elliott

Junior Mayor and Deputy Mayor Contest

Submit an essay or video
on how **you** would make
Thames Centre better if
you were in charge!

Submissions due May 22

Submit your essay or video to:
Kelliott@thamescentre.on.ca

*Open to all Thames Centre
residents in grades 5-12

FROM ALL OF US TO ALL OF YOU



WE MISS YOU

